

HYDRO

Design type approved
for energysaving

Vehicle lifts VL 30, VL 35

Lift car designed for Vehicle loading



REALIABLE IN SERVICE

- Robust and durable car design
- Door sills designed for automobile

SAFE

- Type approved according to Lift Directive 95/16/EC
- Tank unit and controller are placed in a service friendly machine room
- Automatic return to landing in case of power failure (option)

SPACE EFFECTIVE

- Reduced overall shaft dimensions
- Car dimensions designed to fit the most common vehicle dimensions

COST EFFECTIVE

- Design type approved for energysaving
- Components prepared for a quick and easy installation
- Reduced maintenance costs and easily accessible spare parts



GMV Sweden AB
Forsdalavägen 1
Box 19
342 21 Alvesta
Tel.: +46 472 45600
Fax: +46 472 45699
www.gmv.se
e-mail: info@gmv.se



No.1 in the world
with more than 650.000
hydraulic lift
components installed

ADVANTAGES WITH DIRECT ACTING JACK 1:1 COMPARED TO ROPED HYDRAULIC IN 2:1 SOLUTION

- Higher stability during loading and unloading the car due to no rope elongation.
- No safety gear, safety gear contact, ropes or pulley needed.
- Simple to install and reduced service requirements.
- Reduced size of guide rail due to that no safety gear is used.
- Tubing system is designed with 1 rupture valve for a safe and reliable function.
- Lower weight reduces jack and pump/motor size.



Chequered RAL 7004



Bumpers



Lighting

VL CAR SPECIFICATION


Floor	Chequered plate RAL-colour 7004
Walls	Galvanized steel
Celing	Galvanized steel painted white
Sill	Reinforced aluminium
Lighting	Indirect fluorescent lights



Option: flush fluorescent lights

CAR OPTIONS


Bumpers	Solid hard wood at two levels
Walls	Inox, RAL-colour 1015, 7030, 7035
Celing	Inox
Floor	Aluminium "FIVE BAR"
Celing	Emergency trap door
Lighting	Flush fluorescent lights




RAL 1015



RAL 7030



RAL 7035



Aluminium "FIVE BAR"

DOOR SPECIFICATION

Door type	4 or 6 panel central opening in Frame
Operator	VVVF controlled
Finishing	Epoxi RAL 7010
Sill	Reinforced aluminium
Protection	Light curtain



RAL 7010

DOOR OPTIONS

Frame	Full facade
Finishing	Stainless steel
Protection	3D Monitoring system
Fire rating	According EN 81-58, EI 30, EI 60

USING WELL PROVEN COMPONENTS



Carframe FLH and Guide rail

- Strong and light design for quick installation.
- Carframe design require a minimum shaft dimension in relation to car size.
- Rams always fixed close to the wall
- Guide rail machined

Jack EC or 1008

- Telescopic jacks are mechanical synchronized by chains, which gives a constant synchronization.
- Jack design maintains a minimum shaft dimension in relation to car size.
- Direct acting jacks secure a high stability during loading and unloading.
- GMV Sweden has 35years of experience of complete freight lifts where mechanical synchronized jacks have been used.
- Design certificate Inspecta 06-GOT-CL-0043.



Jack EC

Jack 1008



AST 2-jack

Tubing system AST

- The AST-tubing is a rigid pipe system with threaded connections. No welding on site is needed.
- The threaded connections with one adjustable part result in a quick and easy installation.
- Only one common rupture valve secure a safe and reliable function.
- Design certificate Inspecta 06-GOT-CL-0042.

Power unit

- Power unit designed for installation in service friendly machine room.
- Valve 3010 with soft stop as standard and electronic valve as option.
- Flexible hose between power unit and rupture valve on AST- tubing.

Controller, telephone and Pushbuttons

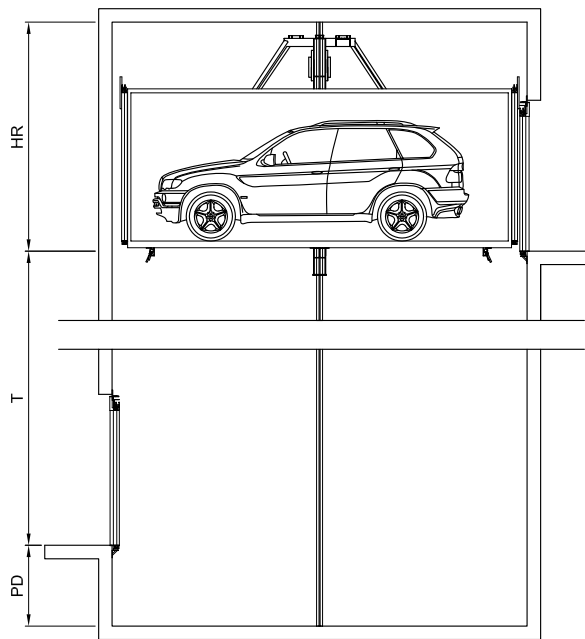
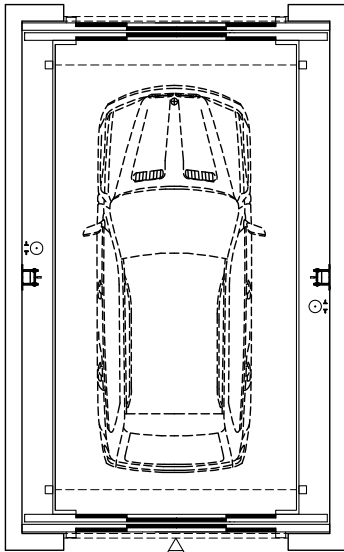
- APB (direct control) or Pick up (memorized direct control).
- Complete pre wired electric installation to reduce installation time.
- Soft starter is supplied, as standard.
- Emergency telephone for dual communication according to EN 81-28.
- Pushbuttons for good accesibility according to EN 81-70.

OPTION

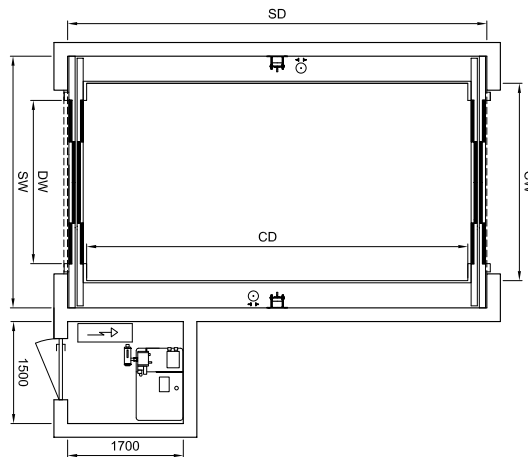
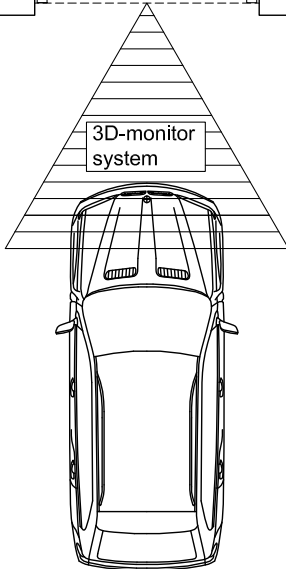
- Automatic return to landing incase of power failure
- Remote pushbutton
- Auxiliary motor control for re levelling.



Car position signal



3D-monitor system



Type approved range

	VL 30	VL 35
Rated load kg	3000	3500
Car width m	2,0 - 2,4	2,0 - 2,7
Car depth m	5,0 - 5,3	5,0 - 5,6
Car height m	2,0 - 2,2	
Door type	C4 or C6	
Door width m	2,0 - 2,4	
Door height m	2,0 - 2,1	
Entrance	1 or 2	

VEHICLE LIFT VL 30, VL 35

Lift type	Rated load kg	Car area m ²	Car width mm	Car depth mm	Car height mm	Door width mm	Door type	Shaft width min. mm	Shaft depth min. mm	Door type	Shaft width min. mm	Shaft depth min. mm	No. of Piston	Max travel m
VL 30	3000	12,3	2400	5300	2100	2300	C4	3600	5780	C6	3200	5960	2	17
VL 35	3500	15,24	2700	5600	2100	2400	C4	3750	6080	C6	3340	6260	2	14,8

VL 30
VL 35



GMV Sweden AB
Forsdalavägen 1,
Box 19
342 21 Alvesta
Tel.: +46 472 45600
Fax: +46 472 45699
www.gmv.se
e-mail: info@gmv.se



GMV S.p.A. - Italy
Via Don Gnocchi, 10
20016 Pero (MI)
Tel.: +39 02 33930.1
Fax: +39 02 3390379
www.gmv.it